



**VALVE REGULATED  
LEAD ACID BATTERY (V.R.L.A.)**



**ABSORBED GLASS MAT  
TECHNOLOGY (A.G.M.)**



**10 YEAR DESIGN FOR UPS AND  
STANDBY APPLICATIONS**



**Features**

- Gas recombination greater than 99%.
- Operates at a low internal pressure.
- Never needs watering, minimal maintenance.
- 99.7% pure lead calcium grids.
- Shock absorbent thick wall construction.
- Cold forged non-porous terminal bushings, eliminate post leakage.
- Thermally welded case to cover bond, eliminates both acid and electrical leaks.
- Over-sized, through the partition inter-cell welds provide low resistance connections, with minimal power loss.
- Each cell has a low pressure safety release venting system, recognized per U.L. 924.
- Measured high vacuum acid fill, reduces electrical variability between cells.
- 100% recyclable materials.

**Specifications**

Cells per unit	3
Nominal voltage	6
Terminal type	5/16" Stud
Maximum discharge current	1042 amps
Short circuit current	6273 amps
Impedance @ 77°F 25°C	1.10 milliohms
Weight lbs / kgs	81.5 / 37.0
Electrolyte (S.G.)	1.300
Capacity @ 77°F (25°C) to 1.75 V.P.C.	220 AH (20 hrs) 193 AH (8 hrs)
Ideal operating temperature range	+68°F (+20°C) to +77°F (+25°C)
Extended operating temperature range	Discharge: -40°F (-40°C) to +140°F (+60°C) Charge: -40°F (-40°C) to +122°F (+50°C)
Float Voltage	6.75 to 6.90 @ 77°F (25°C)
Maximum charging current	C/4 amperes at 100% discharge Unlimited at partial discharge.
AC ripple from charging source	1.5% peak to peak of float charge voltage
Storage	6 months at 77°F (25°C)

**Options**

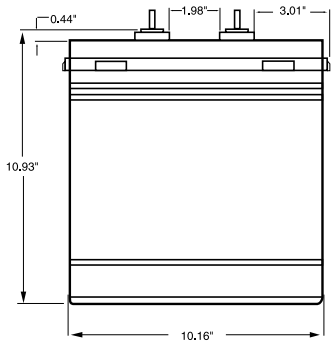
- The TC-6225S battery has a flame retardant polypropylene case and cover compliant with UL 1778; with an oxygen index greater than 28%.
- Terminal covers and custom inter-connecting battery cables.

**No transport restrictions**

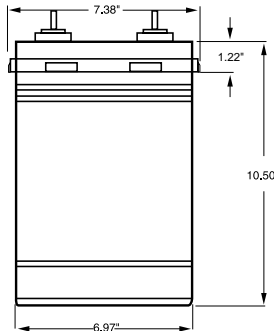
- Surface transport. Classified as non-hazardous material as relates to DOT-CFR Title 49 part 171-189.
- Maritime transport. Classified as non-hazardous material as per IMDG amendment 27.
- Air transport. Complies with IATA / ICAO, special provision A67.

**DISCHARGE SPECIFICATIONS**

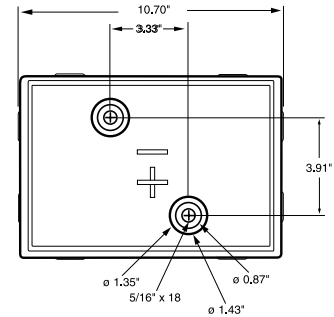
Final V.P.C.	Constant power ratings, Watts per battery @ 77°F (25°C) in minutes									
	5	10	15	20	30	40	45	50	60	90
1.60	3571	2661	2108	1725	1298	1179	1060	906	797	582
1.67	3348	2542	2058	1691	1271	1155	1039	888	782	573
1.70	3234	2490	2021	1672	1255	1141	1027	879	774	567
1.75	3041	2318	1951	1631	1229	1122	1015	871	765	562



Front view



Side view



Top view



CR4

POWER BATTERY offers an extensive line of pre-wired and fused battery cabinets complete with UL and CUL approval. Standard and custom DC voltages complete with breakers and chargers are available.

Battery Cabinet Systems (pre-wired with PRC/TC-6225S batteries)					
Battery cabinet model	Maximum # of batteries	Dimensions			
		inches / millimeters			Weight lbs / kgs
		W	D	H	
KS6	4	16.0/406	34.5/876	17.75/451	
KS7	8	16.0/406	34.5/876	37.25/946	814/370
CR1	12	24.0/610	32.5 / 826	43.0/1092	1256/571
CR3	20	40.0/1016	32.5/826	43.0/1092	1986/903
CR6	30	40.0/1016	32.5/826	60.0/1524	2816/1280
CR4	40	40.0/1016	32.5/826	77.0/1956	3878/1762
CR5	48	48.0/1016	32.5/826	77.0/1956	

### Constant current ratings, Amperes @ 77°F (25°C) in hours

Final V.P.C.	1	2	3	4	5	6	8	10	12	24
1.75	132	76.5	55.5	43.6	36.0	30.8	24.1	19.9	17.0	9.40
1.80	126	73.9	53.4	41.8	34.5	29.6	23.1	19.1	16.3	8.90
1.85	118	70.3	50.8	39.9	33.0	28.3	22.2	18.2	15.5	8.40
1.90	105	64.7	46.9	37.3	31.1	26.8	21.1	17.3	14.8	8.00